

# Key Stage One Newsletter

Autumn 2 2022





Welcome back to the next half term! Autumn 2 is always a very busy half term in the run up to Christmas with lots of things happening in school.

## Our learning this half term

The beginning of the half term is based around materials. We will be looking at the properties of different materials in science and which materials are most suited for different purposes. We will then look at materials in DT by carrying out a textiles project - this will involve researching, designing and then sewing our own Christmas stockings. (We may be asking for some volunteers to come into school to assist with the sewing at a later date!)

In English we will be comparing and contrasting spin-off versions of the Three Little Pigs. We will read the story of 'The Three Little Wolves and the Big Bad Pig' along with 'The Three Little Pugs and the Big Bad Cat' before writing our own spin-off of the classic story. In the weeks before Christmas we will study the poem 'The Lonely Christmas Tree', a children's version of 'Twas the Night Before Christmas.'

In our R.E. lessons we will be learning about the theme of Jesus as a gift from God linked to the Christmas story. Our big question this half term is 'Why do Christians believe God gave Jesus to the world?'



## Maths

In maths this half term we will be learning to:

- add and subtract 1-digit and 2-digit numbers
- find 10 more and 10 less than a 2-digit number
- solve missing number problems
- name and identify 2D and 3D shapes
- describe properties of 2D and 3D shapes (edges, vertices and faces)

## Spelling Shed



Spellings will be set on Spelling Shed each week and a paper copy of the spellings to practise will also be sent home. You can find your child's Spelling Shed login details on the inside cover of reading diaries. Spellings will be tested during our phonics session on **Friday**.

As always, if you have any questions please feel free to come and ask one of us!

Many thanks for your continued support!

## Reading


Please make sure that you read with your child as often as possible, and **at least 4 times per week**. This really does make a difference in helping children to enjoy reading and helps to reinforce their phonics learning. **Reading diaries will be checked weekly**. Children who have their reading diary signed 4 times each week will receive House Points and a reward at the end of the half term. Your child will have a set day for changing their reading books each week.

Miss Hislop, Miss Gallacher, Miss Bembridge and Mrs Trenowden ☺

# KSI Materials

## Knowledge Organiser

All of these materials are fantastic. They are each perfectly suited to make certain objects. Depending on the task, some materials are better suited than others.



How can we change the shape of some objects?

- Squash
- Bend
- Twist
- Stretch

What are some properties of materials?

Fragile, rough, smooth, transparent, opaque, hard, soft, stretchy, stiff, shiny, dull, waterproof/not waterproof, absorbent

Home pre-learning task:

Why not see what materials you can find around your home? What is the most unusual material you can find? We would love to see this on Saturday!

### Key vocabulary:

**brick** - a hard, strong and rough material used to build houses

**fabric** - a soft material used to make clothes

**glass** - a hard but fragile material that is usually transparent and is used to make windows

**material** - the matter from which an object is made

**metal** - a material used to make cars, cutlery and some musical instruments; it is usually strong, hard and shiny

**paper** - a material that can easily tear used to make books and wrapping paper

**plastic** - a material used to make bottles, toys and food packaging; it can be strong, but some plastics can also be squashed

**properties** - a characteristic of something

**rock** - a strong and hard material used to make roof tiles

**rubber** - a bendy material used to make car tyres and wellington boots

**wood** - a material made from trees that is used to make furniture